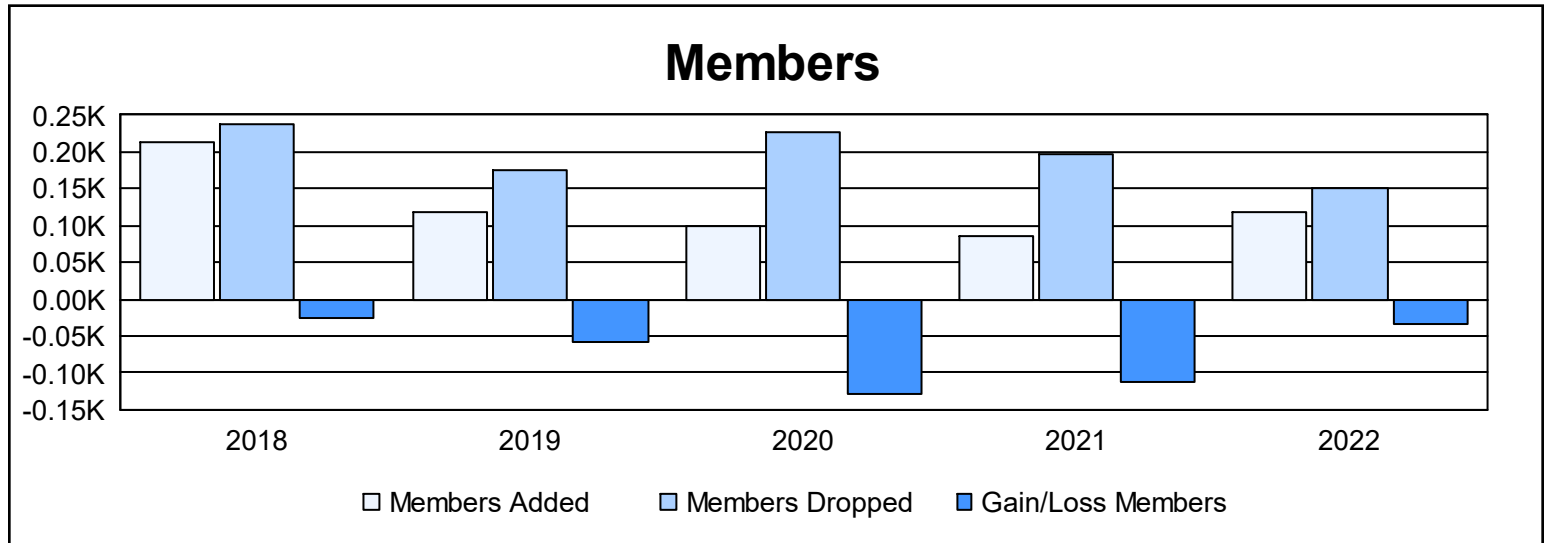
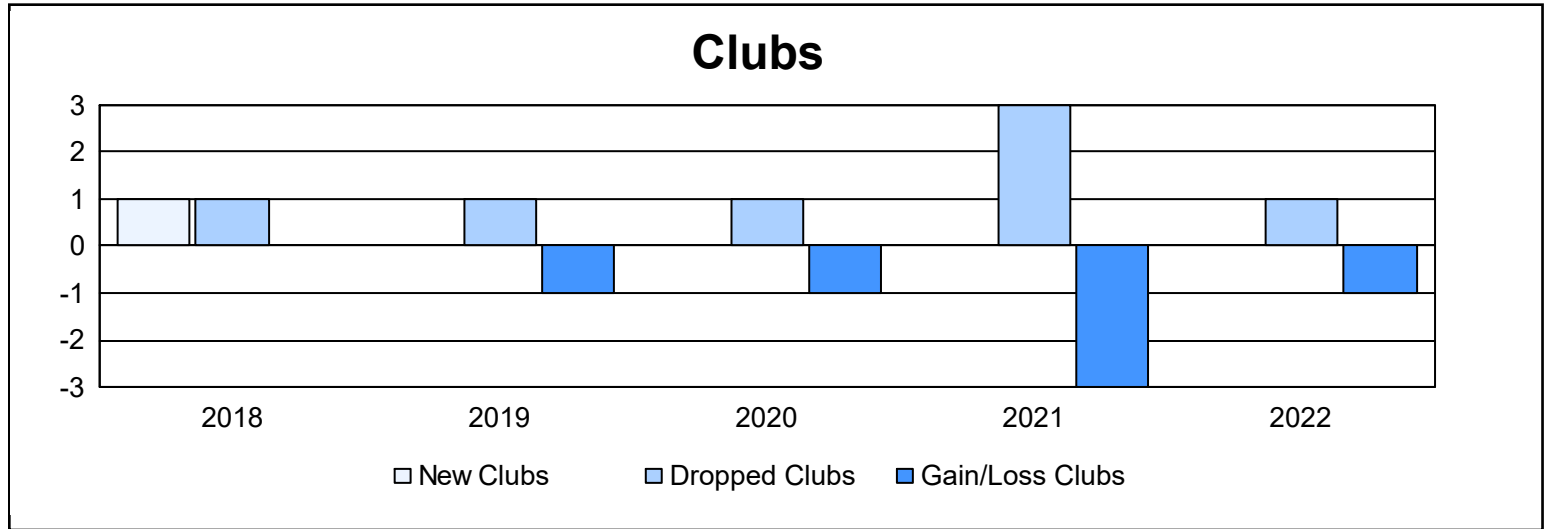
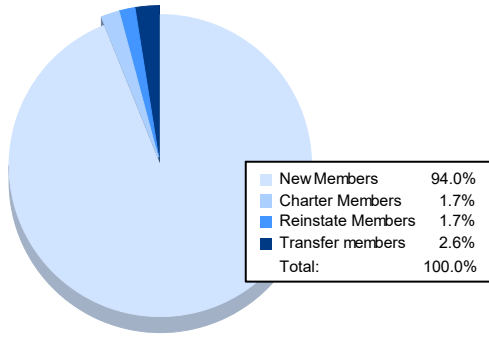


| Year | New Clubs | Dropped Clubs | Gain/ Loss Clubs | New Members | Charter Members | Reinstate Members | Transfer Members | Total Member Added | Total Members Dropped | Gain/ Loss Members |
|----------------|-----------|---------------|------------------|-------------|-----------------|-------------------|------------------|--------------------|-----------------------|--------------------|
| 2017-2018 | 1 | 1 | 0 | 173 | 30 | 1 | 8 | 212 | 238 | -26 |
| 2018-2019 | 0 | 1 | -1 | 99 | 2 | 6 | 12 | 119 | 176 | -57 |
| 2019-2020 | 0 | 1 | -1 | 80 | 5 | 8 | 6 | 99 | 228 | -129 |
| 2020-2021 | 0 | 3 | -3 | 64 | 0 | 6 | 15 | 85 | 198 | -113 |
| 2021-2022 | 0 | 1 | -1 | 110 | 2 | 2 | 3 | 117 | 152 | -35 |
| Average | 0 | 1 | -1 | 105 | 8 | 5 | 9 | 126 | 198 | -72 |



Membership Composition June 2022 Cumulative



Gender Composition June 2022 Cumulative

